


## CARDANE SERIA 7

Componente si coduri



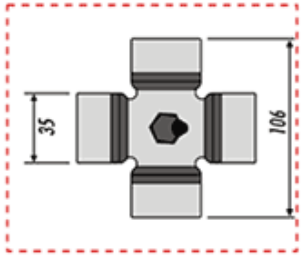
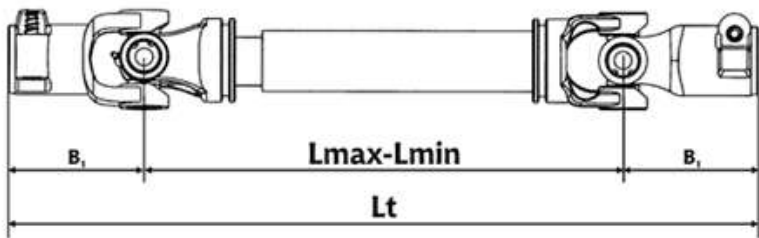
1'	2	3	4"	5"	6	7	8	9	10	11	TIP ȚEAVĂ		
01.700.101	07.700.111	04.700.705	05.700.705	05.700.703	04.700.703	06.100.111	TKD7.101.705	TKE7.101.703	25.100.107	34.500.100			
		04.700.804	05.700.836	05.700.836	04.700.803						TKD7.101.804	TKE7.101.803	
		04.700.804	05.700.844	05.700.844	04.700.805						TKD7.101.804	TKE7.101.805	

Pentru alte modele codurile de mai jos. For other versions please see the following tables.

### FURCI / OTHER YOKES

COD / CODE	K	D <sub>k</sub>	L <sub>2</sub>	L <sub>1</sub>	D <sub>1</sub>	
01.700.101					1 3/8" Z6	
01.700.102					1 3/8" Z21	
01.700.104			24	128	1 3/4" Z6	
01.700.105					1 3/4" Z20	
01.700.106					32x38x8	
01.700.201					1 3/8" Z6	
01.700.202					1 3/8" Z21	
01.700.204			24	128	1 3/4" Z6	
01.700.205					1 3/4" Z20	
01.700.206					32x38x8	
02.700.345	12		24	112,5	45	
02.700.340	12		24	112,5	40	
02.700.335	12		24	112,5	35	
02.700.330	12		24	112,5	30	
02.700.445	12	M10	24	112,5	45	
02.700.440	12	M10	24	112,5	40	
02.700.435	10	M10	24	112,5	35	
02.700.430	10	M10	24	112,5	30	
01.700.545	12		24	128	45	
01.700.540	12		24	128	40	
01.700.535	10		24	128	35	
01.700.530	10		24	128	30	
02.700.601				112,5	1 3/8" Z6	
02.700.602				112,5	1 3/8" Z21	
02.700.604				112,5	1 3/4" Z6	

Caracteristici si dispozitive de siguranta

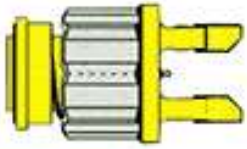


Caracteristici tehnice / Technical Properties

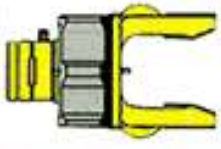
	mm	inch	mm	inch	mm	inch	mm	inch	mm	inch	mm	inch	mm	inch	mm	inch	mm	inch		
L min	460	18"	510	20"	560	22"	660	26"	760	30"	860	35"	910	36"	1010	40"	1110	44"	1210	48"
L max	620	24,8"	720	28"	800	31"	960	37"	1120	44,28"	1300	50,6"	1390	54,8"	1540	61"	1730	68,1"	1900	74,8"
B1	128	5,03"	128	5,03"	128	5,03"	128	5,03"	128	5,03"	128	5,03"	128	5,03"	128	5,03"	128	5"	128	5,03"
Lt	716	28,2"	766	30,2"	816	32,1"	916	36,1"	1016	40"	1116	43,9"	1166	45,9"	1266	49,8"	1366	53,6"	1466	57,7"

540 turatii/minut		1000 turatii/minut		MOMENT DINAMIC MAXIM MAX DYNAMIC TORQUE	
PUTERE/POWER	MOMENT/MOMENT	PUTERE/POWER	MOMENT/MOMENT	N.M	
KW	HP	N.M	KW	HP	N.M
70	95	1240	110	150	2250

LIMITATOR RAKET  
RATCHET TORQUE LIMITER



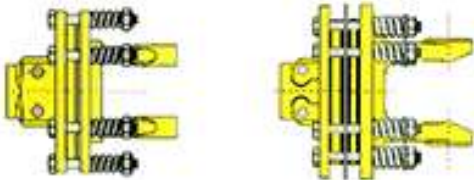
CUPLAJ UNISENS  
OVERRUNNING CLUTCH



TIP TYPE	MOMENT TORQUE	MODEL FURCA ATTACHMENT	COD CODE
TR4	1000	1 3/8" Z6 &	TR4.700.942
TR4	1000	1 3/8" Z21 &	TR4.700.943
TR4	1200	1 3/8" Z6 &	TR4.700.944
TR4	1200	1 3/8" Z21 &	TR4.700.945

TIP TYPE	MOMENT TORQUE	MODEL FURCA ATTACHMENT	COD CODE
CR3	-	1 3/8" Z6 &&&	CR3.700.914
CR3	-	1 3/8" Z21 &&&	CR3.700.915
CR4	-	1 3/8" Z6 &&&	CR4.700.916
CR4	-	1 3/8" Z21 &&&	CR4.700.917

FRICȚIUNE-LIMITATOR-AMBREIAJ  
FRICTION LIMITER CLUTCH



CUPLAJ ȘURUB  
SHEAR BOLT LIMITER CLUTCH



TIP TYPE	MOMENT TORQUE	MODEL FURCA ATTACHMENT	COD CODE
BS2	1200	1 3/8" Z6 &&	BS2.700.960
BS2	1200	1 3/8" Z21 &&	BS2.700.961
BS2	1200	1 3/4" Z6 &&	BS2.700.962
BS4	1700	1 3/8" Z6 &&	BS4.700.963
BS4	1700	1 3/8" Z21 &&	BS4.700.964
BS4	1700	1 3/4" Z6 &&	BS4.700.965

TIP TYPE	MOMENT TORQUE	MODEL FURCA ATTACHMENT	COD CODE
PK7	1050	1 3/8" Z6 &&&	PK7.700.979
PK7	1050	1 3/8" Z21 &&&	PK7.700.980
PK7	1050	1 3/4" Z6 &&&	PK7.700.981
PK7	1400	1 3/8" Z6 &&&	PK7.700.982
PK7	1400	1 3/8" Z21 &&&	PK7.700.983
PK7	1400	1 3/4" Z6 &&&	PK7.700.984
PK7	1600	1 3/8" Z6 &&&	PK7.700.985
PK7	1600	1 3/8" Z21 &&&	PK7.700.986
PK7	1600	1 3/4" Z6 &&&	PK7.700.987

& Cu deconectare rapida / With quick disconnect  
 && Cu șurub / With bolt clamp  
 &&& Cu bolt deconector / Disconnect Pin

Datele se referă la un unghi de lucru de 5° pentru 1000 ore de lucru. Values related to 5° joint angles. 1000 hours life.

DISPOZITIVE DE SIGURANȚĂ / SAFETY DEVICES