


CARDANE SERIA 6

Componente si coduri



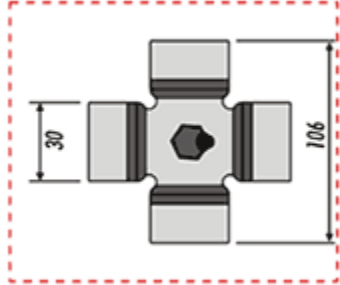
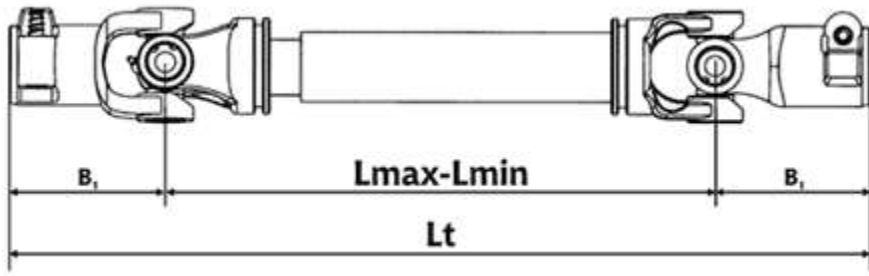
1'	2	3	4"	5"	6	7	8	9	10	11	TIP ȚEAVĂ
		04.600.704	05.600.704	05.600.703	04.600.703		TKD6.101.704	TXE6.101.703			
01.600.101	07.600.111	04.600.804	05.600.836	04.600.836	04.600.803	06.100.111	TKD6.101.804	TXE6.101.803	25.100.107	34.100.100	
		04.600.804	05.600.844	04.600.844	04.600.805		TKD6.101.804	TXE6.101.805			

Pentru alte modele codurile de mai jos. For other versions please see the following tables.

FURCI / OTHER YOKES

COD / CODE	K	D _s	L _s	L ₁	D ₁	
01.600.101					1 3/8" Z6	
01.600.102					1 3/8" Z21	
01.600.104			24	126	1 3/4" Z6	
01.600.105					1 3/4" Z20	
01.600.106					32x38x8	
01.600.201					1 3/8" Z6	
01.600.202					1 3/8" Z21	
01.600.204			24	126	1 3/4" Z6	
01.600.205					1 3/4" Z20	
01.600.206					32x38x8	
02.600.340	10		20	110	40	
02.600.335	10		20	110	35	
02.600.330	10		20	110	30	
02.600.440	12	M10	20	110	40	
02.600.435	10	M10	20	110	35	
02.600.430	10	M10	20	110	30	
01.600.540	12		24	126	40	
01.600.535	10		24	126	35	
01.600.530	10		24	126	30	
02.600.601				110	1 3/8" Z6	
02.600.602				110	1 3/8" Z21	
02.600.604				110	1 3/4" Z6	

Caracteristici si dispozitive de siguranta



Caracteristici tehnice / Tehnical Properties

	mm	inch	mm	inch	mm	inch	mm	inch	mm	inch	mm	inch	mm	inch	mm	inch	mm	inch		
L min	460	18"	510	20"	560	22"	660	26"	760	30"	860	35"	910	36"	1010	40"	1110	44"	1210	47,6"
L max	630	24,8"	710	27,9"	790	31,1"	880	31,1"	1040	34,6"	1300	51,1"	1380	54,3"	1540	60,6"	1710	67,3"	1900	74,8"
B1	126	5"	126	5"	126	5"	126	5"	126	5"	126	5"	126	5"	126	5"	126	5"	126	5"
Lt	712	28"	762	30"	812	32"	912	35,9"	1012	39,8"	1112	43,8"	1162	45,7"	1262	49,7"	1362	53,6"	1462	57,6"

540 turatii/minut

1000 turatii/minut

PUTERE/POWER		MOMENT/MOMENT		PUTERE/POWER		MOMENT/MOMENT		MOMENT DINAMIC MAXIM MAX DYNAMIC TORQUE	
KW	HP	N.M		KW	HP	N.M		N.M	
55	75	970		87	118	830		1800	

Datele se referă la un unghi de lucru de 5° pentru 1000 ore de lucru. Values related to 5° joint angles. 1000 hours life.

DISPOZITIVE DE SIGURANȚĂ / SAFETY DEVICES

LIMITATOR RAKET
RATCHET TORQUE LIMITER

TIP TYPE	MOMENT TORQUE	MODEL FURCĂ ATTACHMENT	COD CODE
TR3	900	1 3/8" Z6 &	TR3.600.940
TR3	900	1 3/8" Z21 &	TR3.600.941
TR4	1000	1 3/8" Z6 &	TR4.600.942
TR4	1000	1 3/8" Z21 &	TR4.600.943
TR4	1000	1 3/8" Z6 &	TR4.600.944
TR4	1000	1 3/8" Z21 &	TR4.600.945

CUPLAJ UNISENS
OVERRUNNING CLUTCH

TIP TYPE	MOMENT TORQUE	MODEL FURCĂ ATTACHMENT	COD CODE
CR3	-	1 3/8" Z6 &&&	CR3.600.914
CR3	-	1 3/8" Z21 &&&	CR3.600.915
CR4	-	1 3/8" Z6 &&&	CR4.600.916
CR4	-	1 3/8" Z21 &&&	CR4.600.917

FRICȚIUNE-LIMITATOR-AMBREIAJ
FRICTION LIMITER CLUTCH

TIP TYPE	MOMENT TORQUE	MODEL FURCĂ ATTACHMENT	COD CODE
BS2	1200	1 3/8" Z6 &&	BS2.600.960
BS2	1200	1 3/8" Z21 &&	BS2.600.961
BS2	1200	1 3/8" Z4 &&	BS2.600.962
BS4	1700	1 3/8" Z6 &&	BS2.600.963
BS4	1700	1 3/8" Z21 &&	BS2.600.964
BS4	1700	1 3/8" Z4 &&	BS2.600.965

CUPLAJ ȘURUB
SHEAR BOLT LIMITER CLUTCH

TIP TYPE	MOMENT TORQUE	MODEL FURCĂ ATTACHMENT	COD CODE
PK6	1050	1 3/8" Z6 &&&	PK6.600.979
PK6	1050	1 3/8" Z21 &&&	PK6.600.980
PK6	1050	1 3/4" Z6 &&&	PK6.600.981
PK6	1400	1 3/8" Z6 &&&	PK6.600.982
PK6	1400	1 3/8" Z21 &&&	PK6.600.983
PK6	1400	1 3/4" Z6 &&&	PK6.600.984
PK6	1600	1 3/8" Z6 &&&	PK6.600.985
PK6	1600	1 3/8" Z21 &&&	PK6.600.986
PK6	1600	1 3/4" Z6 &&&	PK6.600.987

& Cu deconectare rapidă / With quick disconnect
 && Cu șurub / With bolt clamp
 &&& Cu bolt deconector / Disconnect Pin