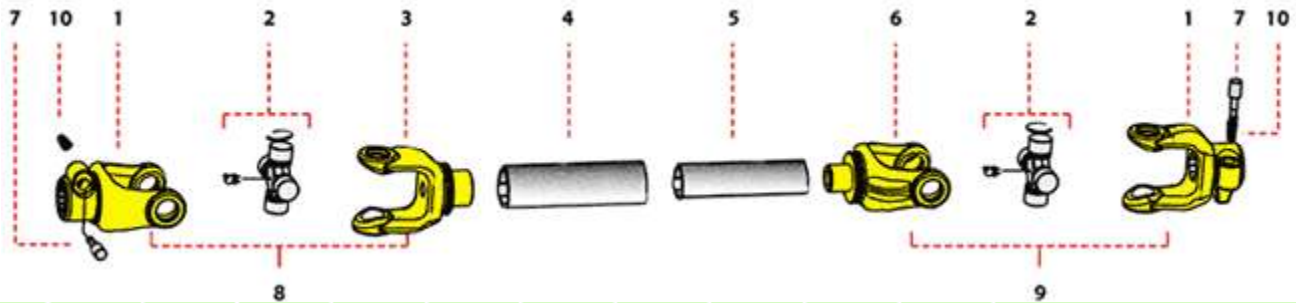


CARDANE SERIA 5

Componente si coduri



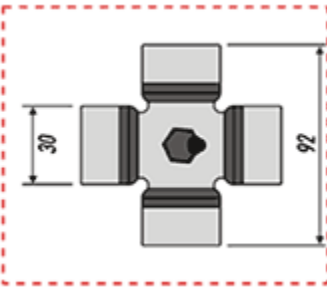
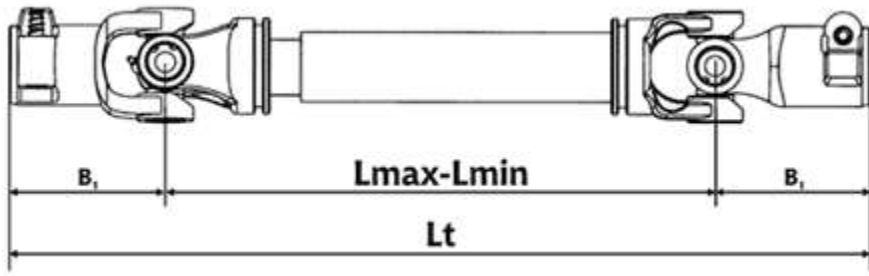
1'	2	3	4"	5"	6	7	8	9	10	11	TIP ȚEAVĂ
01.500.101	07.500.111	04.500.704	05.500.704	05.500.703	04.500.703		TKDS.101.704	TKES.101.703			
		04.500.804	05.500.836	53.500.836	04.500.803		TKDS.101.804	TKES.101.803	25.100.107	34.500.100	

Pentru alte modele codurile de mai jos. For other versions please see the following tables.

FURCI / OTHER YOKES

COD / CODE	K	D _K	L ₂	L ₁	D ₁	
01.500.101					1 3/8" Z6	
01.500.102					1 3/8" Z21	
01.500.104			24	118	1 3/4" Z6	
01.500.105					1 3/4" Z20	
01.500.106					32x38x8	
01.500.201					1 3/8" Z6	
01.500.202					1 3/8" Z21	
01.500.204			24	118	1 3/4" Z6	
01.500.205					1 3/4" Z20	
01.500.206					32x38x8	
02.500.340	10		24	108	40	
02.500.335	10		24	108	35	
02.500.330	10		24	108	30	
02.500.440	12	M10	24	108	40	
02.500.435	10	M10	24	108	35	
02.500.430	10	M10	24	108	30	
01.500.540	12		24	118	40	
01.500.535	10		24	118	35	
01.500.530	10		24	118	30	
02.500.601				108	1 3/8" Z6	
02.500.602				108	1 3/8" Z21	
02.500.604				108	1 3/4" Z6	

Caracteristici si dispozitive de siguranta



Caracteristici tehnice / Tehnical Properties

	mm	inch	mm	inch	mm	inch	mm	inch	mm	inch	mm	inch	mm	inch	mm	inch	mm	inch		
L min	460	18"	510	20"	560	22"	660	26"	760	30"	860	35"	910	36"	1010	40"	1110	44"	1210	48"
L max	640	25,1"	720	28,3"	800	31,4"	970	38,1"	1130	44,4"	1300	51,1"	1390	54,7"	1550	61"	1730	68,1"	1900	68,1"
B1	118	4,6"	118	4,6"	118	4,6"	118	4,6"	118	4,6"	118	4,6"	118	4,6"	118	4,6"	118	4,6"	118	4,6"
Lt	696	27,4"	746	29,4"	796	31,3"	896	35,3"	996	39,2"	1096	43,1"	1146	45,1"	1246	49,1"	1346	53"	1446	56,9"

540 turatii/minut

1000 turatii/minut

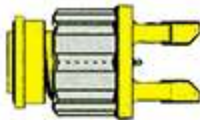
PUTERE/POWER		MOMENT/MOMENT		PUTERE/POWER		MOMENT/MOMENT		MOMENT DINAMIC MAXIM MAX DYNAMIC TORQUE	
KW	HP	N.M		KW	HP	N.M		N.M	
47	64	830		74	100	710		1450	

Datele se refera la un unghi de lucru de 5° pentru 1000 ore de lucru. Values related to 5° joint angles. 1000 hours life.

DISPOZITIVE DE SIGURANȚĂ / SAFETY DEVICES



LIMITATOR RAKET
RATCHET TORQUE LIMITER

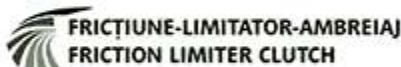


CUPLAJ UNISENS
OVERRUNNING CLUTCH

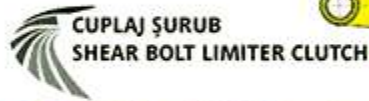
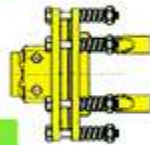


TIP TYPE	MOMENT TORQUE	MODEL FURCĂ ATTACHMENT	COD CODE
TR2	500	1 3/8" Z6 &	TR2.500.933
TR2	500	1 3/8" Z21 &	TR2.500.934
TR2	600	ø 30 d1=10 mm &	TR2.500.936
TR2	600	ø 30 d1=m8 d2=8mm&	TR2.500.937
TR3	800	1 3/8" Z6 &	TR3.500.938
TR3	800	1 3/8" Z21 &	TR4.500.939
TR4	1000	1 3/8" Z6 &	TR4.500.942
TR4	1000	1 3/8" Z21 &	TR4.500.943
TR4	1200	1 3/8" Z6 &	TR4.500.944
TR4	1200	1 3/8" Z21 &	TR4.500.945

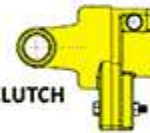
TIP TYPE	MOMENT TORQUE	MODEL FURCĂ ATTACHMENT	COD CODE
CR1	-	1 3/8" Z6 &&&	CR1.500.910
CR1	-	1 3/8" Z21 &&&	CR1.500.911
CR2	-	1 3/8" Z6 &&&	CR2.500.912
CR2	-	1 3/8" Z21 &&&	CR2.500.913



FRICȚIUNE-LIMITATOR-AMBREIAJ
FRICTION LIMITER CLUTCH



CUPLAJ ȘURUB
SHEAR BOLT LIMITER CLUTCH



TIP TYPE	MOMENT TORQUE	MODEL FURCĂ ATTACHMENT	COD CODE
BS2	1200	1 3/8" Z6 &&	BS2.500.960
BS2	1200	1 3/8" Z21 &&	BS2.500.961
BS2	1200	1 3/4" Z6 &&	BS2.500.962

TIP TYPE	MOMENT TORQUE	MODEL FURCĂ ATTACHMENT	COD CODE
PK5	780	1 3/8" Z6 &&&	PK5.500.973
PK5	780	1 3/8" Z21 &&&	PK5.500.974
PK5	780	1 3/4" Z6 &&&	PK5.500.977
PK5	900	1 3/8" Z6 &&&	PK5.500.975
PK5	900	1 3/8" Z21 &&&	PK5.500.976
PK5	900	1 3/4" Z6 &&&	PK5.500.978
PK5	1050	1 3/8" Z6 &&&	PK5.500.979
PK5	1050	1 3/8" Z21 &&&	PK5.500.980
PK5	1050	1 3/4" Z6 &&&	PK5.500.981



CUPLAJ UNGHII 80°
WIDE ANGLE CV JOINT 80°



TIP TYPE	MOMENT TORQUE	MODEL FURCĂ ATTACHMENT	COD CODE
CA8		1 3/8" Z6 &&&	CA8.500.990
CA8		1 3/8" Z21 &&&	CA8.500.991
CA8		1 3/4" Z6 &&&	CA8.500.992

& Cu deconectare rapidă / With quick disconnect
&& Cu șurub / With bolt clamp
&&& Cu bolt deconector / Disconnect Pin