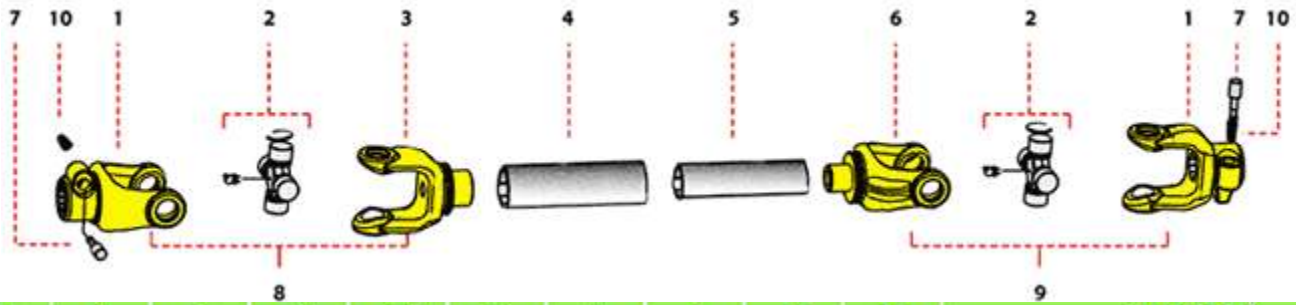


CARDANE SERIA 4

Componente si coduri



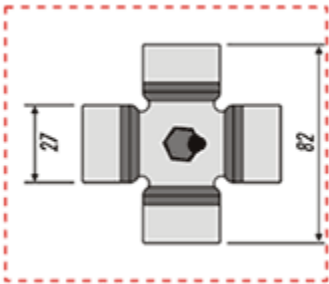
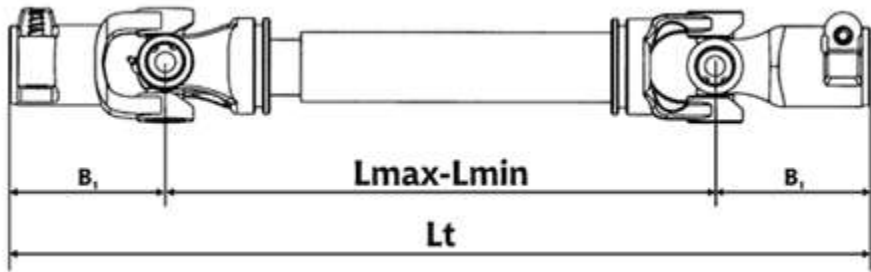
1'	2	3	4"	5"	6	7	8	9	10	TIP ȚEAVĂ
01.400.101	07.400.111	04.400.704	05.400.704	05.400.703	04.400.703	06.100.111	TKD4.101.704	TKE4.101.703	25.100.107	
		04.400.804	05.400.836	53.400.836	04.400.803		TKD4.101.804	TKE4.101.803		

Pentru alte modele codurile de mai jos. For other versions please see the following tables.

FURCI / OTHER YOKES

COD / CODE	K	D _c	L ₂	L ₁	D ₁	
01.400.101					1 3/8" Z6	
01.400.102			24	109	1 3/8" Z21	
01.400.106					32x38x8	
01.400.201					1 3/8" Z6	
01.400.202			24	109	1 3/8" Z21	
01.400.206					32x38x8	
02.400.335	10		20	118	35	
02.400.330	10		20	118	30	
02.400.325	10		20	118	25	
02.400.435	10	M10	20	118	35	
02.400.430	10	M10	20	118	30	
02.400.425	10	M10	20	118	25	
01.400.535	10		20	118	35	
01.400.530	10		20	118	30	
01.400.525	10		20	118	25	
02.400.601				118	1 3/8" Z6	
02.400.602				118	1 3/8" Z21	

Caracteristici si dispozitive de siguranta



Caracteristici tehnice / Tehnical Properties

	mm	inch	mm	inch	mm	inch	mm	inch	mm	inch	mm	inch	mm	inch	mm	inch	mm	inch		
L min	460	18"	510	20"	560	22"	660	26"	760	30"	860	35"	910	36"	1010	40"	1110	44"	1210	48"
L max	680	26.7"	780	30.7"	880	34.6"	1080	45.5"	1280	50.3"	1380	54.4"	-	-	-	-	-	-	-	-
B1	118	4.6"	118	4.6"	118	4.6"	118	4.6"	118	4.6"	118	4.6"	118	4.6"	118	4.6"	118	4.6"	118	4.6"
Lt	696	27.4"	746	29.4"	796	31.3"	896	35.3"	996	39.2"	1096	43.1"	1146	45.1"	1246	49.1"	1346	53"	1446	56.9"

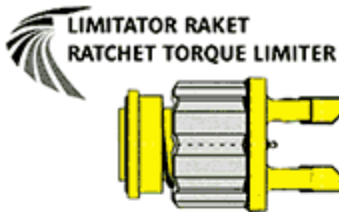
540 turatii/minut

1000 turatii/minut

PUTERE/POWER		MOMENT/MOMENT		PUTERE/POWER		MOMENT/MOMENT		MOMENT DINAMIC MAXIM MAX DYNAMIC TORQUE	
KW	HP	N.M		KW	HP	N.M		N.M	
30	35	530		40	55	380		680	

Datele se refera la un unghi de lucru de 5° pentru 1000 ore de lucru. Values related to 5° joint angles. 1000 hours life.

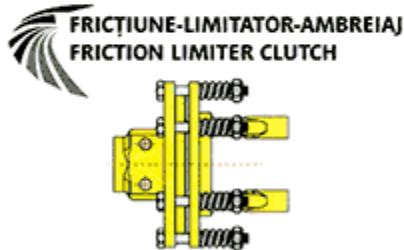
DISPOZITIVE DE SIGURANȚĂ / SAFETY DEVICES



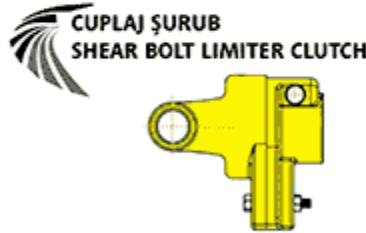
TIP TYPE	MOMENT TORQUE	MODEL FURCĂ ATTACHMENT	COD CODE
TR2	500	1 3/8" Z6 &	TR2.400.933
TR2	500	1 3/8" Z21 &	TR2.400.934
TR3	800	1 3/8" Z6 &	TR3.400.938
TR3	800	1 3/8" Z21 &	TR3.400.939



TIP TYPE	MOMENT TORQUE	MODEL FURCĂ ATTACHMENT	COD CODE
CR1	-	1 3/8" Z6 &&&	CR1.400.910
CR1	-	1 3/8" Z21 &&&	CR1.400.911
CR2	-	1 3/8" Z6 &&&	CR2.400.912
CR2	-	1 3/8" Z21 &&&	CR2.400.913



TIP TYPE	MOMENT TORQUE	MODEL FURCĂ ATTACHMENT	COD CODE
BS2	750	1 3/8" Z6 &&	BS2.400.956
BS2	750	1 3/8" Z21 &&	BS2.400.957
BS2	900	1 3/8" Z6 &&	BS2.400.958
BS2	900	1 3/8" Z21 &&	BS2.400.959



TIP TYPE	MOMENT TORQUE	MODEL FURCĂ ATTACHMENT	COD CODE
PK4	780	1 3/8" Z6 &&&	PK4.400.973
PK4	780	1 3/8" Z21 &&&	PK4.400.974
PK4	900	1 3/8" Z6 &&&	PK4.400.975
PK4	900	1 3/8" Z21 &&&	PK4.400.976

& Cu deconectare rapidă / With quick disconnect
 && Cu șurub / With bolt clamp
 &&& Cu bolt deconector / Disconnect Pin