


CARDANE SERIA 3

Componente si coduri



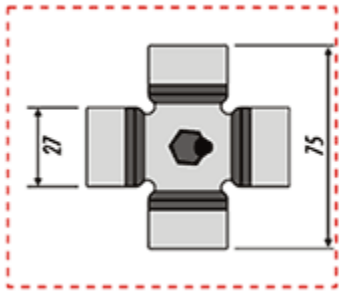
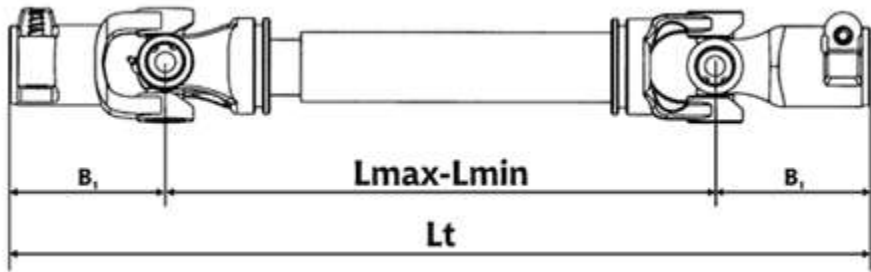
1'	2	3	4"	5"	6	7	8	9	10	TIP ȚEAVĂ
01.300.101	07.300.101	04.300.704	05.300.704	05.300.703	04.300.703	06.100.111	TKD3.101.704	TKE3.101.703	25.100.107	
		04.300.804	05.300.836	53.300.836	04.300.803		TKD3.101.804	TKE3.101.803		

Pentru alte modele codurile de mai jos. For other versions please see the following tables.

FURCI / OTHER YOKES

COD / CODE	K	D _c	L _c	L ₁	D ₁	
01.300.101					1 3/8" Z6	
01.300.102			24	107	1 3/8" Z21	
01.300.106					32x38x8	
01.300.201					1 3/8" Z6	
01.300.202			24	107	1 3/8" Z21	
01.300.206					32x38x8	
02.300.335	10		20	90	35	
02.300.330	10		20	90	30	
02.300.325	10		20	90	25	
02.300.435	10	M10	20	90	35	
02.300.430	10	M10	20	90	30	
02.300.425	10	M10	20	90	25	
01.300.535	10		20	107	35	
01.300.530	10		20	107	30	
01.300.525	10		20	107	25	
02.300.601				90	1 3/8" Z6	
02.300.602				90	1 3/8" Z21	

Caracteristici si dispozitive de siguranta



Caracteristici tehnice / Tehnical Properties

	mm	inch	mm	inch	mm	inch	mm	inch	mm	inch	mm	inch	mm	inch	mm	inch	mm	inch		
L min	460	18"	510	20"	560	22"	660	26"	760	30"	860	35"	910	36"	1010	40"	1110	44"	1210	48"
L max	680	26,7"	780	30,7"	810	31,8"	980	38,5"	1140	44,8"	1310	51,5"	1400	26,7"	1560	61,5"	1760	69,5"	1900	75"
B1	107	4,2"	107	4,2"	107	4,2"	107	4,2"	107	4,2"	107	4,2"	107	4,2"	107	4,2"	107	4,2"	107	4,2"
Lt	674	26,5"	724	28,5"	774	30,5"	874	34,4"	974	38,3"	1074	42,3"	1124	44,3"	1224	48,2"	1324	52,1"	1424	54"

540 turatii/minut

1000 turatii/minut

PUTERE/POWER		MOMENT/MOMENT		PUTERE/POWER		MOMENT/MOMENT		MOMENT DINAMIC MAXIM MAX DYNAMIC TORQUE	
KW	HP	N.M		KW	HP	N.M		N.M	
26	35	460		35	47	330		640	

Datele se refera la un unghi de lucru de 5° pentru 1000 ore de lucru. Values related to 5° joint angles. 1000 hours life.

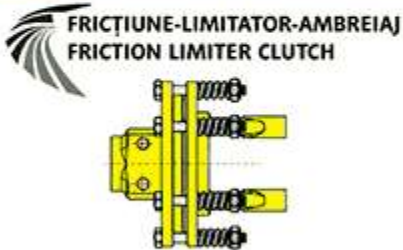
DISPOZITIVE DE SIGURANȚĂ / SAFETY DEVICES



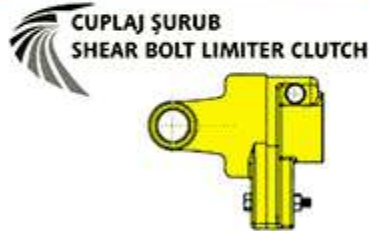
TIP TYPE	MOMENT TORQUE	MODEL FURCĂ ATTACHMENT	COD CODE
TR2	500	1 3/8" Z6	TR2.300.933
TR2	500	1 3/8" Z21	TR2.300.934
TR3	800	1 3/8" Z6	TR3.300.938
TR3	800	1 3/8" Z21	TR3.300.939



TIP TYPE	MOMENT TORQUE	MODEL FURCĂ ATTACHMENT	COD CODE
CR1	-	1 3/8" Z6 \$\$\$	CR1.300.910
CR1	-	1 3/8" Z21 \$\$\$	CR1.300.911
CR2	-	1 3/8" Z6 \$\$\$	CR2.300.912
CR2	-	1 3/8" Z21 \$\$\$	CR2.300.913



TIP TYPE	MOMENT TORQUE	MODEL FURCĂ ATTACHMENT	COD CODE
BS2	750	1 3/8" Z6 §§	BS2.300.956
BS2	750	1 3/8" Z21 §§	BS2.300.957
BS2	900	1 3/8" Z6 §§	BS2.300.958
BS2	900	1 3/8" Z21 §§	BS2.300.959



TIP TYPE	MOMENT TORQUE	MODEL FURCĂ ATTACHMENT	COD CODE
PK3	780	1 3/8" Z6 \$\$\$	PK3.300.973
PK3	780	1 3/8" Z21 \$\$\$	PK3.300.974
PK3	900	1 3/8" Z6 \$\$\$	PK3.300.975
PK3	900	1 3/8" Z21 \$\$\$	PK3.300.976

§ Cu deconectare rapida / With quick disconnect
 §§ Cu șurub / With bolt clamp
 \$\$\$ Cu bolt deconector / Disconnect Pin